

Stand Activity Summary for West Jasper BOE

Filters Applied: County:
Client Class:
District:
Client: West Jasper BOE
STR:
Activity:
Year: Through

STR	Strata	Stand	Activity	Acre	Est. Cost	Est. Revenue
2012						
16 1N 11E	4	2	Harvest, Mechanical, 1st Thin, Machine, Loblolly	102	\$2,040.00	\$65,586.00
16 1N 11E	5	13	Harvest, Mechanical, 2nd Thin, Machine, Loblolly	95	\$1,900.00	\$113,259.00
16 3N 11E	4	8	Fire Protection, Other, Burn, Hand, Hazard Mitigation	128	\$4,480.00	\$0.00
16 3N 11E	7	6	Harvest, Mechanical, Thin, Machine, Loblolly	124	\$2,480.00	\$79,732.00
16 4N 10E	4	16	Harvest, Mechanical, 1st Thin, Machine, Loblolly	32	\$640.00	\$20,576.00
16 4N 10E	6	4	Fire Protection, Other, Burn, Hand, Hazard Mitigation	93	\$3,255.00	\$0.00
16 4N 11E	7	10	Harvest, Mechanical, Final, Machine, Loblolly	91	\$2,730.00	\$268,111.48
Yearly Totals				665	\$17,525.00	\$547,264.48
2013						
11 1N 10E	3	6	Harvest, Mechanical, 1st Thin, Machine, Loblolly	27	\$945.00	\$17,361.00
16 3N 11E	3	2	Harvest, Mechanical, Regeneration, Machine, Loblolly	58	\$2,030.00	\$191,449.88
16 3N 11E	6	7	Regeneration, Artificial, Plant, Hand, Loblolly	132	\$15,840.00	\$0.00
16 3N 11E	6	7	Site Preparation, Chemical, Broadcast, Aerial, Combination	132	\$10,560.00	\$0.00
16 3N 11E	6	7	Site Preparation, Other, Burn, Hand, Debris	132	\$3,300.00	\$0.00
16 4N 10E	5	9	Fire Protection, Other, Burn, Hand, Hazard Mitigation	79	\$1,975.00	\$0.00
16 4N 10E	5	10	Fire Protection, Other, Burn, Hand, Hazard Mitigation	6	\$148.75	\$0.00
16 4N 10E	7	11	Harvest, Mechanical, Regeneration, Machine, Loblolly	46	\$1,610.00	\$125,943.40
16 4N 11E	7	10	Site Preparation, Other, Burn, Hand, Combination	91	\$2,275.00	\$0.00

STR	Strata	Stand	Activity	Acre	Est. Cost	Est. Revenue
16 4N 11E	7	10	Regeneration, Artificial, Plant, Hand, Loblolly	91	\$10,920.00	\$0.00
16 4N 11E	7	10	Site Preparation, Chemical, Broadcast, Aerial, Combination	91	\$7,735.00	\$0.00
16 10N 12W	5	6	Harvest, Mechanical, 1st Thin, Machine, Loblolly	3	\$105.00	\$1,929.00
16 10N 12W	5	11	Harvest, Mechanical, 1st Thin, Machine, Loblolly	50	\$1,759.45	\$32,323.61
16 10N 12W	6	14	Fire Protection, Other, Burn, Hand, Hazard Mitigation	18	\$447.00	\$0.00
16 10N 12W	6	17	Fire Protection, Other, Burn, Hand, Hazard Mitigation	17	\$431.25	\$0.00
16 10N 12W	6	18	Fire Protection, Other, Burn, Hand, Hazard Mitigation	44	\$1,100.00	\$0.00
16 10N 12W	6	19	Fire Protection, Other, Burn, Hand, Hazard Mitigation	28	\$699.25	\$0.00
20 1N 11E	1	2	Harvest, Mechanical, 1st Thin, Machine, Loblolly	33	\$1,155.00	\$21,219.00

Yearly Totals 1.078 \$63,035.70 \$390,225.89

2014

16 1N 11E	6	1	Harvest, Mechanical, Final, Machine, Loblolly	19	\$665.00	\$41,068.50
16 1N 11E	6	14	Harvest, Mechanical, Final, Machine, Loblolly	25	\$864.50	\$53,389.05
16 2N 11E	6	20	Harvest, Mechanical, Regeneration, Machine, Loblolly	87	\$3,045.00	\$135,934.02
16 3N 11E	7	6	Fire Protection, Other, Burn, Hand, Hazard Mitigation	124	\$3,100.00	\$0.00
16 4N 10E	4	16	Fire Protection, Other, Burn, Hand, Hazard Mitigation	32	\$800.00	\$0.00
16 10N 12W	4	5	Harvest, Mechanical, 1st Thin, Machine, Loblolly	58	\$2,030.00	\$37,294.00
16 10N 12W	7	3	Harvest, Mechanical, Final, Machine, Loblolly	183	\$6,405.00	\$183,878.40

Yearly Totals 528 \$16,909.50 \$451,563.97

2015

16 1N 10E	4	11	Harvest, Mechanical, 1st Thin, Machine, Loblolly	57	\$1,995.00	\$36,651.00
16 1N 10E	5	12	Harvest, Mechanical, 1st Thin, Machine, Loblolly	49	\$1,715.00	\$31,507.00
16 1N 10E	7	2	Harvest, Mechanical, 1st Thin, Machine, Loblolly	6	\$199.50	\$3,665.10

STR	Strata	Stand	Activity	Acre	Est. Cost	Est. Revenue
16 1N 10E	7	14	Harvest, Mechanical, 1st Thin, Machine, Loblolly	19	\$675.15	\$12,403.47
16 1N 10E	7	18	Harvest, Mechanical, 1st Thin, Machine, Loblolly	14	\$490.00	\$9,002.00
16 1N 11E	3	9	Harvest, Mechanical, 1st Thin, Machine, Loblolly	38	\$1,330.00	\$24,434.00
16 2N 11E	4	14	Fire Protection, Other, Burn, Hand, Hazard Mitigation	33	\$825.00	\$0.00
16 2N 11E	6	3	Harvest, Mechanical, Regeneration, Machine, Loblolly	10	\$360.50	\$16,093.34
16 2N 11E	6	6	Harvest, Mechanical, Regeneration, Machine, Loblolly	55	\$1,925.00	\$85,935.30
16 3N 11E	3	2	Regeneration, Artificial, Plant, Hand, Loblolly	58	\$6,960.00	\$0.00
16 3N 11E	3	2	Site Preparation, Chemical, Broadcast, Aerial, Combination	58	\$4,930.00	\$0.00
16 3N 11E	3	2	Site Preparation, Other, Burn, Hand, Debris	58	\$1,450.00	\$0.00
16 4N 10E	7	11	Site Preparation, Chemical, Broadcast, Aerial, Combination	46	\$3,910.00	\$0.00
16 4N 10E	7	11	Site Preparation, Other, Burn, Hand, Cut-Over	46	\$1,150.00	\$0.00
16 4N 10E	7	11	Regeneration, Artificial, Plant, Hand, Loblolly	46	\$5,520.00	\$0.00
16 4N 11E	5	6	Harvest, Mechanical, 1st Thin, Machine, Loblolly	7	\$246.75	\$4,533.15
16 4N 11E	5	14	Harvest, Mechanical, 1st Thin, Machine, Loblolly	29	\$1,015.00	\$18,647.00
16 4N 11E	6	18	Fire Protection, Other, Burn, Hand, Hazard Mitigation	44	\$1,112.25	\$0.00
16 4N 11E	6	21	Fire Protection, Other, Burn, Hand, Hazard Mitigation	15	\$371.50	\$0.00
16 4N 11E	6	23	Fire Protection, Other, Burn, Hand, Hazard Mitigation	44	\$1,100.00	\$0.00
16 4N 11E	6	24	Fire Protection, Other, Burn, Hand, Hazard Mitigation	11	\$262.50	\$0.00
16 10N 12W	3	13	Harvest, Mechanical, 1st Thin, Machine, Loblolly	24	\$840.00	\$15,432.00
16 10N 12W	3	20	Harvest, Mechanical, 1st Thin, Machine, Loblolly	8	\$274.05	\$5,034.69
16 10N 12W	7	1	Harvest, Mechanical, Final, Machine, Loblolly	88	\$3,080.00	\$99,387.20

Yearly Totals

863

\$41,737.20

\$362,725.25

2016

STR	Strata	Stand	Activity	Acre	Est. Cost	Est. Revenue
16 4N 11E	8	11	Regeneration, Artificial, Plant, Machine, Loblolly	69	\$8,567.50	\$0.00
16 4N 11E	8	11	Site Preparation, Other, Burn, Hand, Debris	69	\$1,713.50	\$0.00
16 4N 11E	8	11	Site Preparation, Chemical, Broadcast, Aerial, Combination	69	\$8,567.50	\$0.00
16 4N 11E	8	13	Regeneration, Artificial, Plant, Machine, Loblolly	3	\$420.00	\$0.00
16 4N 11E	8	13	Site Preparation, Chemical, Broadcast, Aerial, Combination	3	\$420.00	\$0.00
16 4N 11E	8	13	Site Preparation, Other, Burn, Hand, Debris	3	\$84.00	\$0.00
16 10N 12W	4	4	Harvest, Mechanical, 1st Thin, Machine, Loblolly	71	\$2,485.00	\$45,653.00
Yearly Totals				418	\$27,058.00	\$246,672.50
2019						
11 1N 10E	1	1	Harvest, Mechanical, 1st Thin, Machine, Loblolly	34	\$1,190.00	\$21,862.00
11 1N 10E	1	3	Harvest, Mechanical, 1st Thin, Machine, Loblolly	7	\$260.05	\$4,777.49
11 1N 10E	1	4	Harvest, Mechanical, 1st Thin, Machine, Loblolly	14	\$475.30	\$8,731.94
16 2N 10E	1	1	Harvest, Mechanical, 1st Thin, Machine, Loblolly	19	\$665.00	\$12,217.00
16 2N 10E	1	3	Harvest, Mechanical, 1st Thin, Machine, Loblolly	4	\$155.05	\$2,848.49
16 2N 11E	6	7	Site Preparation, Other, Burn, Hand, Debris	48	\$1,200.00	\$0.00
16 2N 11E	6	7	Regeneration, Artificial, Plant, Hand, Loblolly	48	\$5,760.00	\$0.00
16 2N 11E	6	7	Site Preparation, Chemical, Broadcast, Aerial, Woody	48	\$4,080.00	\$0.00
16 3N 11E	2	4	Harvest, Mechanical, 1st Thin, Machine, Loblolly	47	\$1,645.00	\$30,221.00
16 3N 11E	2	5	Harvest, Mechanical, 1st Thin, Machine, Loblolly	25	\$867.65	\$15,939.97
16 4N 10E	1	2	Harvest, Mechanical, 1st Thin, Machine, Loblolly	30	\$1,050.00	\$19,290.00
16 4N 10E	1	3	Harvest, Mechanical, 1st Thin, Machine, Loblolly	28	\$980.00	\$18,004.00
16 4N 10E	8	8	Harvest, Mechanical, Final, Machine, Misc Hardwood	9	\$315.00	\$16,821.00
16 4N 10E	8	14	Harvest, Mechanical, Final, Machine, Loblolly	59	\$2,065.00	\$106,530.40

STR	Strata	Stand	Activity	Acre	Est. Cost	Est. Revenue
Yearly Totals				420	\$20,708.05	\$257,243.29
2020						
16 2N 10E	2	8	Harvest, Mechanical, 1st Thin, Machine, Loblolly	87	\$3,045.35	\$55,947.43
16 2N 10E	2	13	Harvest, Mechanical, 1st Thin, Machine, Loblolly	13	\$455.00	\$8,359.00
16 3N 11E	1	3	Harvest, Mechanical, 1st Thin, Machine, Loblolly	49	\$1,715.00	\$31,507.00
16 4N 10E	2	12	Harvest, Mechanical, 1st Thin, Machine, Loblolly	40	\$1,400.00	\$25,720.00
16 4N 10E	6	4	Regeneration, Artificial, Plant, Hand, Loblolly	93	\$11,160.00	\$0.00
16 4N 10E	6	4	Site Preparation, Chemical, Broadcast, Aerial, Woody	93	\$7,905.00	\$0.00
16 4N 10E	6	4	Site Preparation, Other, Burn, Hand, Debris	93	\$2,325.00	\$0.00
16 4N 10E	8	6	Harvest, Mechanical, Final, Machine, Misc Hardwood	47	\$1,645.00	\$108,840.25
16 4N 11E	4	20	Harvest, Mechanical, 1st Thin, Machine, Loblolly	91	\$3,185.00	\$58,513.00
16 4N 11E	6	18	Harvest, Mechanical, 2nd Thin, Machine, Loblolly	44	\$1,557.15	\$36,125.88
16 4N 11E	6	21	Harvest, Mechanical, 2nd Thin, Machine, Loblolly	15	\$525.00	\$12,180.00
16 4N 11E	6	23	Harvest, Mechanical, 2nd Thin, Machine, Loblolly	3	\$117.25	\$2,720.20
16 4N 11E	6	24	Harvest, Mechanical, 2nd Thin, Machine, Loblolly	11	\$367.50	\$8,526.00
Yearly Totals				679	\$35,402.25	\$348,438.76
2021						
16 1N 11E	2	3	Harvest, Mechanical, 1st Thin, Machine, Loblolly	47	\$1,645.00	\$30,221.00
16 1N 11E	2	6	Harvest, Mechanical, 1st Thin, Machine, Loblolly	57	\$2,002.35	\$36,786.03
16 2N 11E	3	11	Harvest, Mechanical, 1st Thin, Machine, Loblolly	48	\$1,680.00	\$30,864.00
16 2N 11E	3	15	Harvest, Mechanical, 1st Thin, Machine, Loblolly	40	\$1,389.50	\$25,527.10
16 2N 11E	3	25	Harvest, Mechanical, 1st Thin, Machine, Loblolly	6	\$206.85	\$3,800.13
16 3N 11E	4	8	Harvest, Mechanical, 2nd Thin, Machine, Loblolly	128	\$4,480.00	\$82,304.00

STR	Strata	Stand	Activity	Acre	Est. Cost	Est. Revenue	
16 4N 10E	8	14	Site Preparation, Chemical, Broadcast, Aerial, Woody	59	\$5,015.00	\$0.00	
16 4N 10E	8	14	Regeneration, Artificial, Plant, Hand, Loblolly	59	\$7,080.00	\$0.00	
16 4N 10E	8	14	Site Preparation, Other, Burn, Hand, Debris	59	\$1,475.00	\$0.00	
				Yearly Totals	503	\$24,973.70	\$209,502.26
				Grand Totals	7.037	\$370,787.35	\$3,244,601.80

Stand Activity Summary for
West Jasper BOE

Filters Applied: County:
Client Class:
District:
Client: West Jasper BOE
STR:
Activity: Harvest
Year: Through

STR	Strata	Stand	Activity	Acre	Est. Cost	Est. Revenue
2012						
16 1N 11E	4	2	Harvest, Mechanical, 1st Thin, Machine, Loblolly	102	\$2,040.00	\$65,586.00
16 1N 11E	5	13	Harvest, Mechanical, 2nd Thin, Machine, Loblolly	95	\$1,900.00	\$113,259.00
16 3N 11E	7	6	Harvest, Mechanical, Thin, Machine, Loblolly	124	\$2,480.00	\$79,732.00
16 4N 10E	4	16	Harvest, Mechanical, 1st Thin, Machine, Loblolly	32	\$640.00	\$20,576.00
16 4N 11E	7	10	Harvest, Mechanical, Final, Machine, Loblolly	91	\$2,730.00	\$268,111.48
Yearly Totals				444	\$9,790.00	\$547,264.48
2013						
11 1N 10E	3	6	Harvest, Mechanical, 1st Thin, Machine, Loblolly	27	\$945.00	\$17,361.00
16 3N 11E	3	2	Harvest, Mechanical, Regeneration, Machine, Loblolly	58	\$2,030.00	\$191,449.88
16 4N 10E	7	11	Harvest, Mechanical, Regeneration, Machine, Loblolly	46	\$1,610.00	\$125,943.40
16 10N 12W	5	6	Harvest, Mechanical, 1st Thin, Machine, Loblolly	3	\$105.00	\$1,929.00
16 10N 12W	5	11	Harvest, Mechanical, 1st Thin, Machine, Loblolly	50	\$1,759.45	\$32,323.61
20 1N 11E	1	2	Harvest, Mechanical, 1st Thin, Machine, Loblolly	33	\$1,155.00	\$21,219.00
Yearly Totals				217	\$7,604.45	\$390,225.89
2014						
16 1N 11E	6	1	Harvest, Mechanical, Final, Machine, Loblolly	19	\$665.00	\$41,068.50
16 1N 11E	6	14	Harvest, Mechanical, Final, Machine, Loblolly	25	\$864.50	\$53,389.05
16 2N 11E	6	20	Harvest, Mechanical, Regeneration, Machine, Loblolly	87	\$3,045.00	\$135,934.02

STR	Strata	Stand	Activity	Acre	Est. Cost	Est. Revenue
16 10N 12W	4	5	Harvest, Mechanical, 1st Thin, Machine, Loblolly	58	\$2,030.00	\$37,294.00
16 10N 12W	7	3	Harvest, Mechanical, Final, Machine, Loblolly	183	\$6,405.00	\$183,878.40
Yearly Totals				372	\$13,009.50	\$451,563.97

2015

16 1N 10E	4	11	Harvest, Mechanical, 1st Thin, Machine, Loblolly	57	\$1,995.00	\$36,651.00
16 1N 10E	5	12	Harvest, Mechanical, 1st Thin, Machine, Loblolly	49	\$1,715.00	\$31,507.00
16 1N 10E	7	2	Harvest, Mechanical, 1st Thin, Machine, Loblolly	6	\$199.50	\$3,665.10
16 1N 10E	7	14	Harvest, Mechanical, 1st Thin, Machine, Loblolly	19	\$675.15	\$12,403.47
16 1N 10E	7	18	Harvest, Mechanical, 1st Thin, Machine, Loblolly	14	\$490.00	\$9,002.00
16 1N 11E	3	9	Harvest, Mechanical, 1st Thin, Machine, Loblolly	38	\$1,330.00	\$24,434.00
16 2N 11E	6	3	Harvest, Mechanical, Regeneration, Machine, Loblolly	10	\$360.50	\$16,093.34
16 2N 11E	6	6	Harvest, Mechanical, Regeneration, Machine, Loblolly	55	\$1,925.00	\$85,935.30
16 4N 11E	5	6	Harvest, Mechanical, 1st Thin, Machine, Loblolly	7	\$246.75	\$4,533.15
16 4N 11E	5	14	Harvest, Mechanical, 1st Thin, Machine, Loblolly	29	\$1,015.00	\$18,647.00
16 10N 12W	3	13	Harvest, Mechanical, 1st Thin, Machine, Loblolly	24	\$840.00	\$15,432.00
16 10N 12W	3	20	Harvest, Mechanical, 1st Thin, Machine, Loblolly	8	\$274.05	\$5,034.69
16 10N 12W	7	1	Harvest, Mechanical, Final, Machine, Loblolly	88	\$3,080.00	\$99,387.20
Yearly Totals				404	\$14,145.95	\$362,725.25

2016

16 4N 11E	8	9	Harvest, Mechanical, Regeneration, Machine, Loblolly	3	\$98.70	\$6,719.38
16 4N 11E	8	11	Harvest, Mechanical, Regeneration, Machine, Loblolly	69	\$2,415.00	\$164,410.44
16 4N 11E	8	13	Harvest, Mechanical, Regeneration, Machine, Loblolly	3	\$117.60	\$8,006.07
Yearly Totals				75	\$2,631.30	\$179,135.90

2017

STR	Strata	Stand	Activity	Acre	Est. Cost	Est. Revenue
16 1N 10E	3	1	Harvest, Mechanical, 1st Thin, Machine, Loblolly	6	\$226.80	\$4,166.64
16 1N 10E	3	17	Harvest, Mechanical, 1st Thin, Machine, Loblolly	43	\$1,505.00	\$27,649.00
16 1N 10E	6	4	Harvest, Mechanical, 1st Thin, Machine, Loblolly	127	\$4,439.75	\$81,564.55
16 2N 11E	5	2	Harvest, Mechanical, 1st Thin, Machine, Loblolly	29	\$1,002.75	\$18,421.95
16 2N 11E	5	4	Harvest, Mechanical, 1st Thin, Machine, Loblolly	20	\$711.20	\$13,065.76
16 2N 11E	5	17	Harvest, Mechanical, 1st Thin, Machine, Loblolly	26	\$910.00	\$16,718.00
16 2N 11E	5	18	Harvest, Mechanical, 1st Thin, Machine, Loblolly	11	\$394.80	\$7,253.04
16 2N 11E	5	21	Harvest, Mechanical, 1st Thin, Machine, Loblolly	12	\$435.05	\$7,992.49
16 2N 11E	6	7	Harvest, Mechanical, Regeneration, Machine, Loblolly	48	\$1,680.00	\$74,998.08

Yearly Totals				323	\$11,305.35	\$251,829.51
----------------------	--	--	--	------------	--------------------	---------------------

2018

16 4N 10E	6	4	Harvest, Mechanical, Final, Machine, Loblolly	93	\$3,255.00	\$201,019.50
16 10N 12W	4	4	Harvest, Mechanical, 1st Thin, Machine, Loblolly	71	\$2,485.00	\$45,653.00

Yearly Totals				164	\$5,740.00	\$246,672.50
----------------------	--	--	--	------------	-------------------	---------------------

2019

11 1N 10E	1	1	Harvest, Mechanical, 1st Thin, Machine, Loblolly	34	\$1,190.00	\$21,862.00
11 1N 10E	1	3	Harvest, Mechanical, 1st Thin, Machine, Loblolly	7	\$260.05	\$4,777.49
11 1N 10E	1	4	Harvest, Mechanical, 1st Thin, Machine, Loblolly	14	\$475.30	\$8,731.94
16 2N 10E	1	1	Harvest, Mechanical, 1st Thin, Machine, Loblolly	19	\$665.00	\$12,217.00
16 2N 10E	1	3	Harvest, Mechanical, 1st Thin, Machine, Loblolly	4	\$155.05	\$2,848.49
16 3N 11E	2	4	Harvest, Mechanical, 1st Thin, Machine, Loblolly	47	\$1,645.00	\$30,221.00
16 3N 11E	2	5	Harvest, Mechanical, 1st Thin, Machine, Loblolly	25	\$867.65	\$15,939.97
16 4N 10E	1	2	Harvest, Mechanical, 1st Thin, Machine, Loblolly	30	\$1,050.00	\$19,290.00

STR	Strata	Stand	Activity	Acre	Est. Cost	Est. Revenue
16 4N 10E	1	3	Harvest, Mechanical, 1st Thin, Machine, Loblolly	28	\$980.00	\$18,004.00
16 4N 10E	8	8	Harvest, Mechanical, Final, Machine, Misc Hardwood	9	\$315.00	\$16,821.00
16 4N 10E	8	14	Harvest, Mechanical, Final, Machine, Loblolly	59	\$2,065.00	\$106,530.40
Yearly Totals				276	\$9,668.05	\$257,243.29

2020

16 2N 10E	2	8	Harvest, Mechanical, 1st Thin, Machine, Loblolly	87	\$3,045.35	\$55,947.43
16 2N 10E	2	13	Harvest, Mechanical, 1st Thin, Machine, Loblolly	13	\$455.00	\$8,359.00
16 3N 11E	1	3	Harvest, Mechanical, 1st Thin, Machine, Loblolly	49	\$1,715.00	\$31,507.00
16 4N 10E	2	12	Harvest, Mechanical, 1st Thin, Machine, Loblolly	40	\$1,400.00	\$25,720.00
16 4N 10E	8	6	Harvest, Mechanical, Final, Machine, Misc Hardwood	47	\$1,645.00	\$108,840.25
16 4N 11E	4	20	Harvest, Mechanical, 1st Thin, Machine, Loblolly	91	\$3,185.00	\$58,513.00
16 4N 11E	6	18	Harvest, Mechanical, 2nd Thin, Machine, Loblolly	44	\$1,557.15	\$36,125.88
16 4N 11E	6	21	Harvest, Mechanical, 2nd Thin, Machine, Loblolly	15	\$525.00	\$12,180.00
16 4N 11E	6	23	Harvest, Mechanical, 2nd Thin, Machine, Loblolly	3	\$117.25	\$2,720.20
16 4N 11E	6	24	Harvest, Mechanical, 2nd Thin, Machine, Loblolly	11	\$367.50	\$8,526.00
Yearly Totals				400	\$14,012.25	\$348,438.76

2021

16 1N 11E	2	3	Harvest, Mechanical, 1st Thin, Machine, Loblolly	47	\$1,645.00	\$30,221.00
16 1N 11E	2	6	Harvest, Mechanical, 1st Thin, Machine, Loblolly	57	\$2,002.35	\$36,786.03
16 2N 11E	3	11	Harvest, Mechanical, 1st Thin, Machine, Loblolly	48	\$1,680.00	\$30,864.00
16 2N 11E	3	15	Harvest, Mechanical, 1st Thin, Machine, Loblolly	40	\$1,389.50	\$25,527.10
16 2N 11E	3	25	Harvest, Mechanical, 1st Thin, Machine, Loblolly	6	\$206.85	\$3,800.13
16 3N 11E	4	8	Harvest, Mechanical, 2nd Thin, Machine, Loblolly	128	\$4,480.00	\$82,304.00
Yearly Totals				326	\$11,403.70	\$209,502.26

STR	Strata	Stand	Activity	Acre	Est. Cost	Est. Revenue
Grand Totals				3.002	\$99,310.55	\$3,244,601.80

Property Activities Report

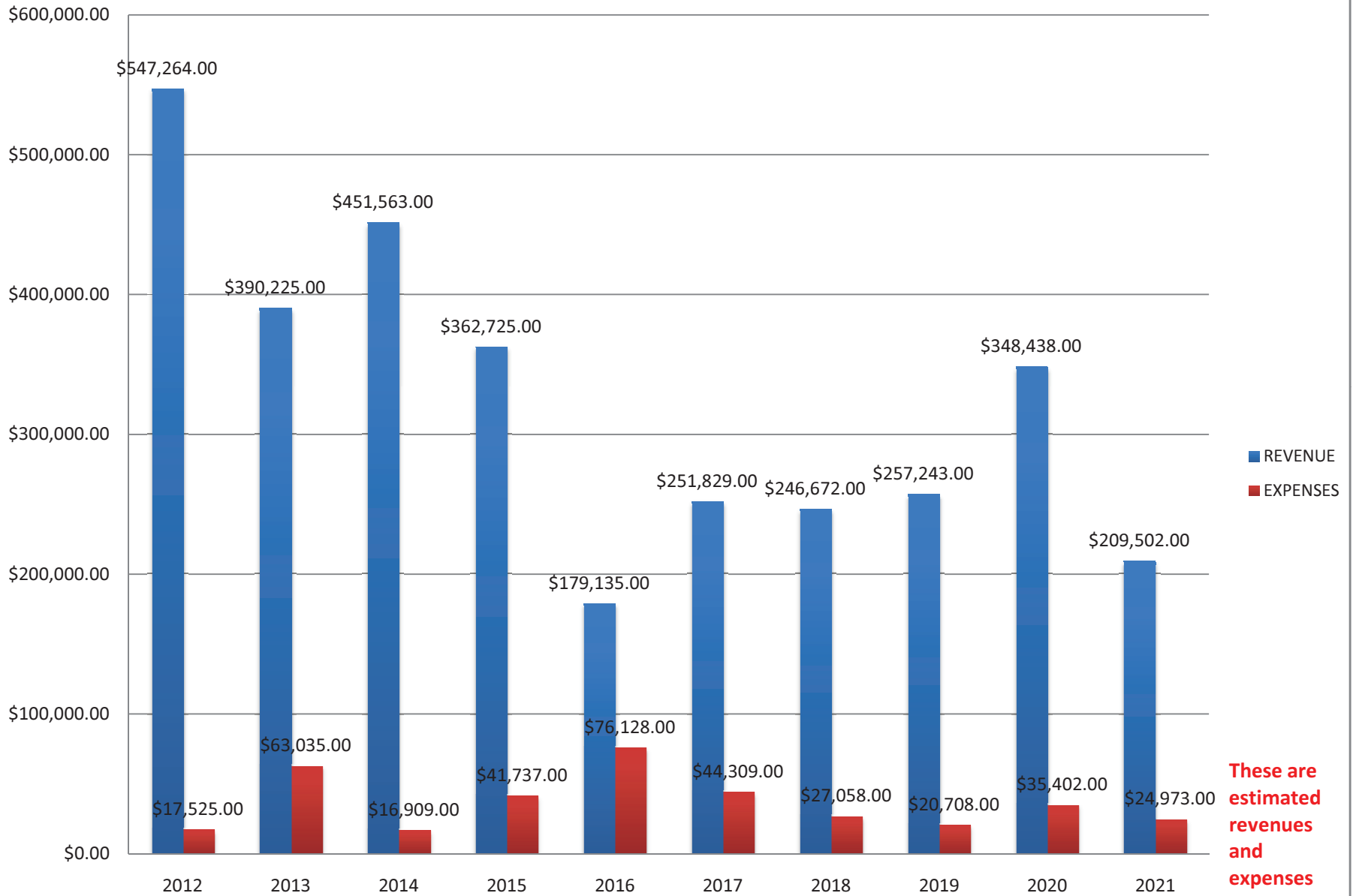
Filters Applied: County:
 Client Class:
 District:
 Client: West Jasper BOE
 STR:
 Year: Through

Client Name	Plan Year	STR	Act. Name	Method	Practice	Application	Est. Cost	Act. Object	Est. Miles
West Jasper BOE									
	2012								
		16 1N 10E							
			Property Activities						
				Maintain	Paint	Hand	\$1,266.88	Property Boundary	3.999
						Totals	\$1,266.88		3.999
						Summary for 'PlanYear' = 2012			
						Totals	\$1,266.88		3.999
	2013								
		16 1N 11E							
			Property Activities						
				Maintain	Paint	Hand	\$1,079.50	Property Boundary	4.001
						Totals	\$1,079.50		4.001
		16 4N 11E							
			Property Activities						
				Maintain	Paint	Hand	\$1,091.10	Property Boundary	4.044
						Totals	\$1,091.10		4.044
						Summary for 'PlanYear' = 2013			
						Totals	\$2,170.61		8.045
	2014								
		16 3N 11E							
			Property Activities						
				Maintain	Paint	Hand	\$1,097.85	Property Boundary	4.069

Client Name	Plan Year	STR	Act. Name	Method	Practice	Application	Est. Cost	Act. Object	Est. Miles
						Totals	\$1,097.85		4.069
		16 10N 12W							
			Property Activities						
				Maintain	Paint	Hand	\$1,085.44	Property Boundary	4.023
						Totals	\$1,085.44		4.023
						Summary for 'PlanYear' = 2014			
						Totals	\$2,183.29		8.092
	2015								
		11 1N 10E							
			Property Activities						
				Maintain	Paint	Hand	\$546.90	Property Boundary	2.027
						Totals	\$546.90		2.027
		16 2N 10E							
			Property Activities						
				Maintain	Paint	Hand	\$1,268.64	Property Boundary	4.702
						Totals	\$1,268.64		4.702
		16 4N 10E							
			Property Activities						
				Maintain	Paint	Hand	\$1,079.77	Property Boundary	4.002
						Totals	\$1,079.77		4.002
						Summary for 'PlanYear' = 2015			
						Totals	\$2,895.31		10.731
	2016								
		16 2N 11E							
			Property Activities						
				Maintain	Paint	Hand	\$1,087.60	Property Boundary	4.031
						Totals	\$1,087.60		4.031

Client Name	Plan Year	STR	Act. Name	Method	Practice	Application	Est. Cost	Act. Object	Est. Miles
		20 1N 11E							
			Property Activities						
				Maintain	Paint	Hand	\$287.08	Property Boundary	1.064
						Totals	\$287.08		1.064
						Summary for 'PlanYear' = 2016			
						Totals	\$1,374.67		5.095
						Summary for West Jasper BOE			
						Totals	\$9,890.76		35.962
Grand Totals							\$9,890.76		35.962

West Jasper County Revenue-Expenses FY2012-FY2021



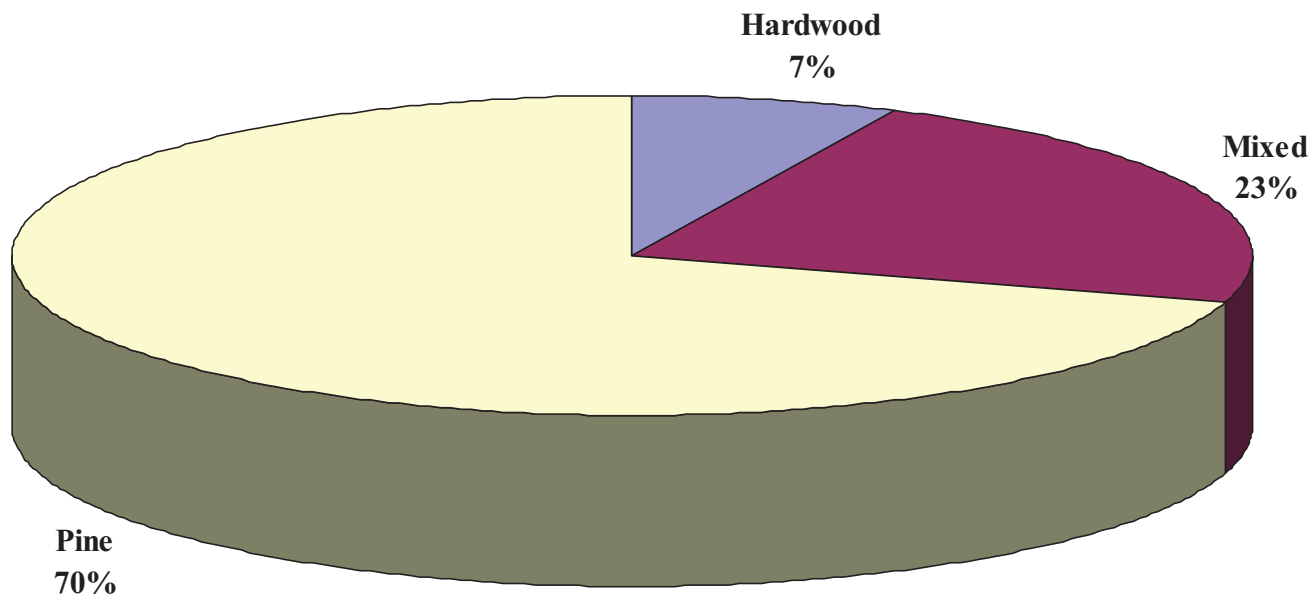
Filters Applied:

County:
Client Class:

District:
Client: West Jasper BOE

STR:

Broad Cover Type Distribution



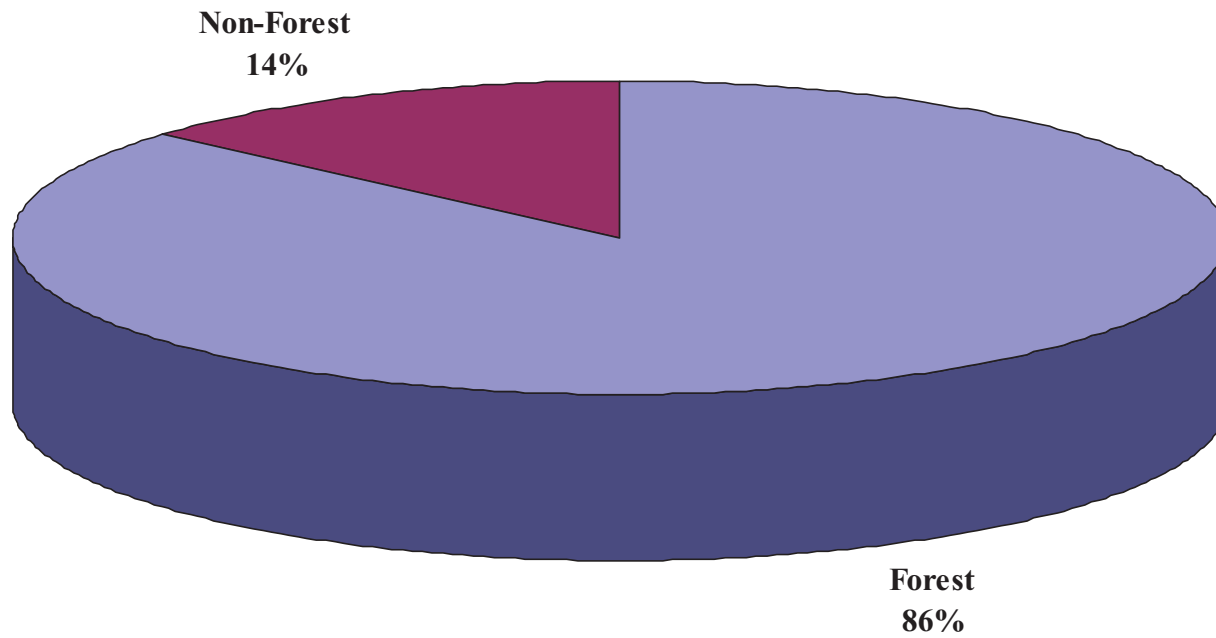
Filters Applied:

County:
Client Class:

District:
Client: West Jasper BOE

STR:

Land Use Distribution



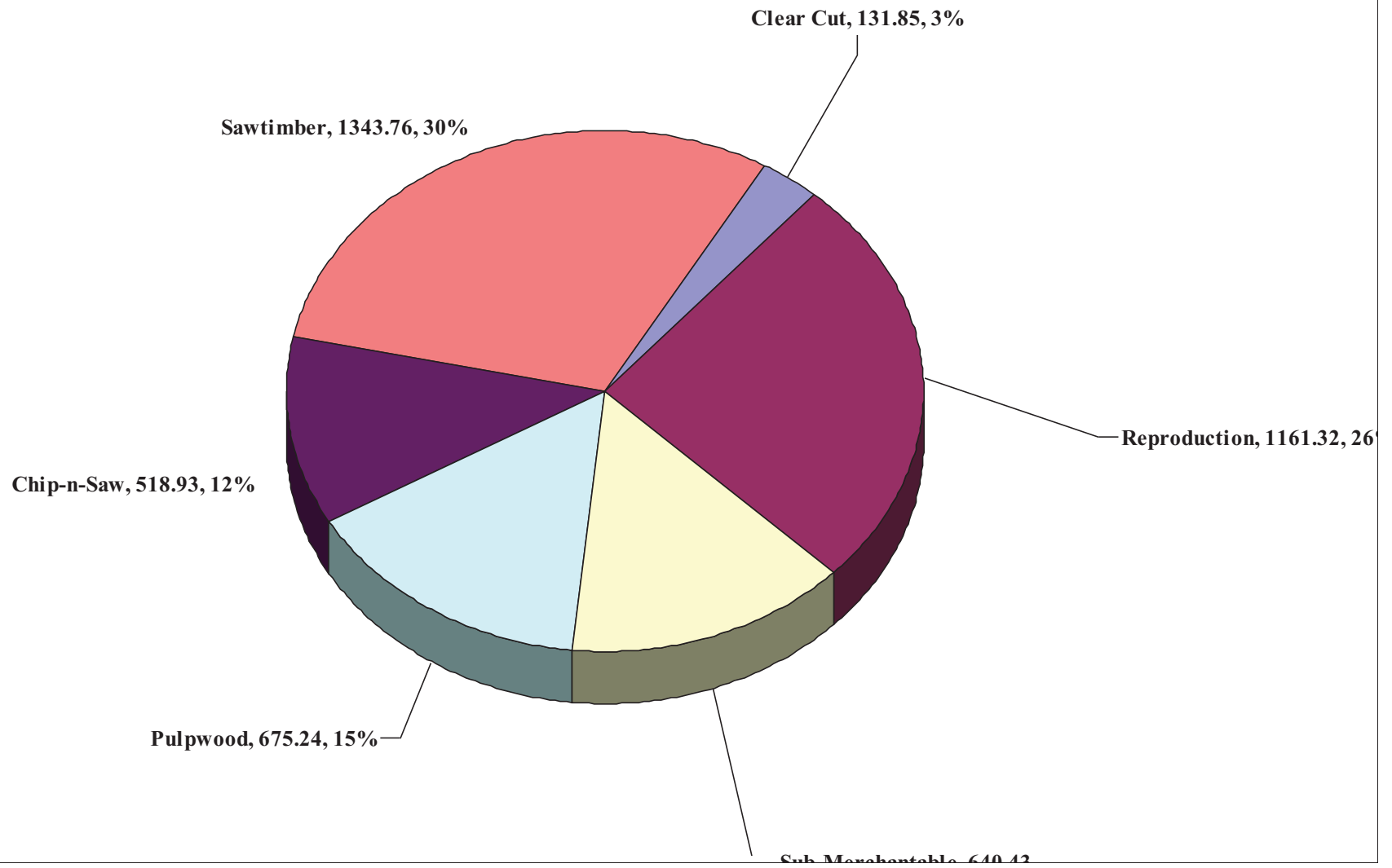
Filters Applied:

County:
Client Class:

District:
Client: West Jasper BOE

STR:

Forested Stands Class Distribution by Acres



Filters Applied:

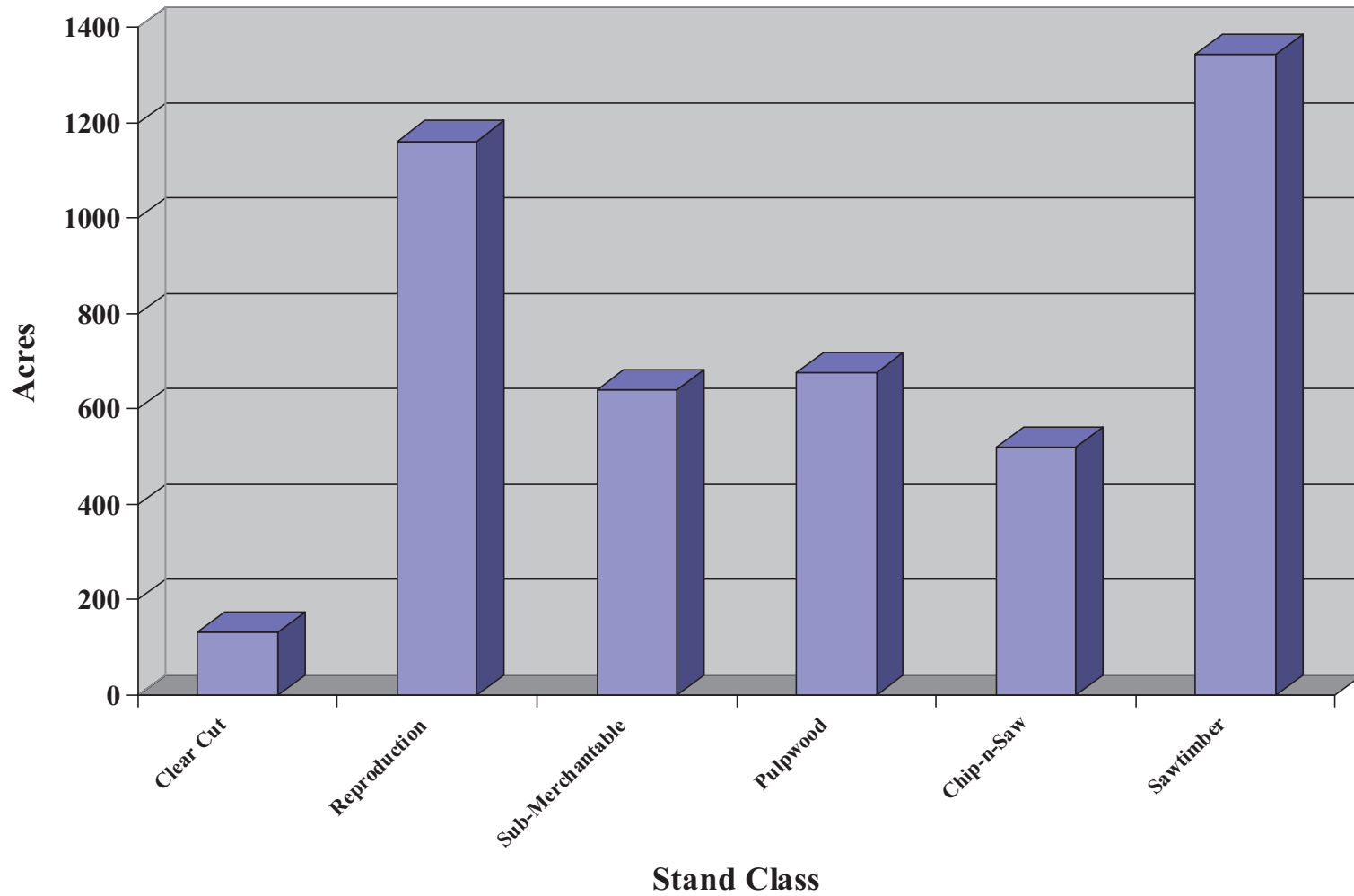
County:
District:

Client: West Jasper BOE
STR:

Broad Cover Type:
Client Class:

Stand Age: Through

Forested Stands Graph



Filters Applied: County:
District:

Client: West Jasper BOE
STR:

Broad Cover Type:
Client Class:

Stand Age: Through

Age Distribution Graph

